


2021 OWF PREMIERS LEAGUE EMAIL
WEIGHTLIFTING TOURNAMENT


Round 3



COUNTRIES PARTICIPATING



Australia




Fiji



Kiribati



Nauru



New Zealand



Papua New Guinea



Solomon Islands



Samoa

2021 OWF PREMIERS LEAGUE EMAIL TOURNAMENT

THIRD ROUND

LADDER							
Place	Team	Round	W	D	L	Points	Aggregate score
1	SAMOA	3	3			9	2497.02
2	NEW ZEALAND	3	3			9	727.14
3	AUSTRALIA	3	2		1	7	931.44
4	PAPUA NEW GUINEA	3	1		2	5	115.04
5	SOLOMON ISLANDS	3	1		2	5	-982.58
6	KIRIBATI	3	1		2	5	-1389.08
7	NAURU	3	1		2	4	597.32
8	FIJI	3			3	3	-1796.5

SAMOA ONCE AGAIN TAKES THE LEAD IN THIS PREMIER LEAGUE TOURNAMENT

The third round of the Premiers League which has just been completed and once again we saw Samoa producing some world class performances, beating the young team of Kiribati.

Nauru had a comfortable win over Fiji. There was some excellent performances from both teams.

New Zealand and PNG had a great battle, with New Zealand coming out the victors with 154kg in the end.

Australia was far too strong for the young Solomon Islands team. There was some excellent performances coming from both teams.

PREMIERS LEAGUE 4th ROUND September 24-25

Solomon Islands v Kiribati

Papua New Guinea v Samoa

Fiji v New Zealand

Nauru v Australia

ELEIKO
RAISE THE BAR

2021 OWF PREMIERS LEAGUE EMAIL TOURNAMENT August 13-14

NEW ZEALAND v PAPUA NEW GUINEA

NEW ZEALAND TEAM:

ROUND 3 RESULTS

	FULL NAME	Y/BIRTH	BODY WEIGHT	SNATCH	C&JERK	TOTAL
MALE						
1	David Liti	1996	176.55	178.00	236.00	414.00
2	Cameron McTaggart	1997	80.80	140.00	175.00	315.00
3	Vester Villalon	1991	73.00	120.00	150.00	270.00
4	Sione Tonga	1992	100.80	125.00	155.00	280.00
5	Sam Manuela	1996	88.70	105.00	138.00	243.00
6	Malachi Faamausili-Fala	2001	126.40	140.00	175.00	315.00
7	Siaosi Leuo	1992	107.40	135.00	180.00	315.00
8	Douglas Sekone-Fraser	1991	95.00	141.00	170.00	311.00
FEMALE						
1	Kanah Andrews-Nahu	2001	85.35	94.00	112.00	206.00
2	Olivia Selemaia	2006	62.10	75.00	90.00	165.00
3	Medea Jones	2003	76.80	82.00	100.00	182.00
4	Renee Baarspul	1986	80.52	82.00	103.00	185.00
5	Ame Prinsloo	1999	59.00	70.00	85.00	155.00
6	Hayley Whiting	1993	83.50	95.00	115.00	210.00
7	Merenia Halkyard	1993	73.10	73.00	90.00	163.00
8	Emma McIntyre	1991	63.60	88.00	105.00	193.00
	aggregate bodyweight		1432.62			
		X2	2865.24	aggregate total		3922.00



PAPUA NEW GUINEA TEAM : ROUND 3 RESULTS

MALE	FULL NAME	Y/BIRTH	B/W	SNATCH	C&JERK	TOTAL
1	IDAU VAGI	2006	42.90	48.00	61.00	109.00
2	DIKA TOUA	1984	49.60	73.00	97.00	170.00
3	KONIO TOUA	1999	46.10	42.00	59.00	101.00
4	THELMA TOUA	1991	49.80	58.00	71.00	129.00
5	KARI MEA	1998	60.40	70.00	92.00	162.00
6	KOREMA GAVERA	2000	55.20	60.00	70.00	130.00
7	HITOLO GARI	2001	75.00	72.00	91.00	163.00
8	BERNADETTE IGO	1998	86.90	78.00	102.00	180.00
FEMALE						
1	SCOFIELD SINAKA	1997	53.20	75.00	104.00	179.00
2	SIMEON DAGO	2000	59.00	87.00	113.00	200.00
3	MOREA BARU	1990	60.90	118.00	147.00	265.00
4	HENI UDU		60.10	84.00	110.00	194.00
5	RARUA MEA		69.00	90.00	110.00	200.00
6	IGO LOHIA	1999	80.50	115.00	145.00	260.00

7	NOU REI		85.10	115.00	145.00	260.00
8	SEPA SIMOI	2002	96.00	115.00	145.00	260.00
aggregate bodyweight			1029.70			
X2			2059.40	aggregate total	2962.00	

NEW ZEALAND totals less bodyweight= 1056.76kg

PAPUA NEW GUINEA totals less bodyweight= 902.60kg

NEW ZEALAND won by 154.16kg

KIRIBATI v SAMOA

KIRIBATI TEAM:

ROUND 3 RESULTS

MALE	FULL NAME	Y/BIRTH	B/W	SNATCH	C&JERK	TOTAL
MALE			WEIGHT			
1	Titara Tekaiti	1998	81.00	120.00	150.00	270.00
2	Tekina Moaniba	2001	70.00	102.00	120.00	222.00
3	Ekebati Tiaon	2004	66.9	90.00	110.00	200.00
4	Bue Iororimo	2002	89.00	90.00	130.00	220.00
5	Betero Francis	1996	73.00	85.00	115.00	200.00
6	Tekeeua Ititaake	2001	67.00	75.00	100.00	175.00
7	Reinataake Takenteiti	2001	54.00	70.00	90.00	160.00
8	Itamaeri Uamooa	2004	61.00	70.00	100.00	170.00
FEMALE						
1	Tabureiti Mauiika	2007	53.80	40.00	55.00	95.00
2	Miita Maikara	2001	53.60	40.00	50.00	90.00
3	Teangiro Taauta	2004	61.20	55.00	70.00	125.00
4	Aritaake Raibwebwe	2004	73.10	55.00	65.00	120.00
5	Loliin Bebe	2000	67.00	55.00	70.00	125.00
6						
7						
8						
aggregate bodyweight			803.70			
X2			1607.40	aggregate total	2172.00	



SAMOA TEAM :

ROUND 3 RESULTS

	FULL NAME	Y/BIRTH	BODY	SNATCH	C&JERK	TOTAL
MALE			WEIGHT			
1	John Tofi	2002	68.58	136.00	164.00	300.00
2	Nevo Ioane	1988	66.91	130.00	172.00	302.00
3	Bob Pesaleli	1993	80.95	138.00	175.00	313.00
4	Jack Opeloge	2000	84.97	145.00	182.00	327.00
5	Don Opeloge	1999	96.55	174.00	215.00	389.00
6	Petelo lautusi	1996	102.79	155.00	202.00	357.00
7	Duncan Leilua	2004	60.54	105.00	137.00	242.00
8	Junior Tasi	1995	116.46	150.00	190.00	340.00

FEMALE						
1	Avatu Opeloge	2005	64.95	85.00	102.00	187.00
2	Alison Sefo	1994	64.60	82.00	100.00	182.00
3	Sekolasitika Isaia	2000	58.05	80.00	100.00	180.00
4	Imoasina Pelenato	2006	75.10	81.00	102.00	183.00
5	Leotina Petelo	2001	83.25	105.00	135.00	240.00
6	Lesila Fiapule	2001	91.69	110.00	142.00	252.00
7	Luniarra Sipaia	1993	120.50	112.00	155.00	267.00
8	Feagaiga Stowers	2000	108.46	107.00	142.00	249.00
aggregate bodyweight			1344.35			
X2			2688.70	aggregate total		4310.00

KIRIBATI totals less bodyweight = 564.60kg

SAMOA totals less bodyweight= 1,621.30Kg

SAMOA won by 1056.70kg

FIJI v NAURU

FIJI TEAM:

ROUND 3 RESULTS

MALE	FULL NAME	Y/BIRTH	B/W	SNATCH	C&JERK	TOTAL
1	Eroni Caucau Talemaigau	2006	52.50	68.00	90.00	158.00
2	Tomasi Volavanua	2005	59.00	70.00	90.00	160.00
3	Solomoni Lili Vira	2005	61.50	105.00	125.00	230.00
4	Daniel Shaw	2005	65.70	75.00	95.00	170.00
5	Patrick Tawake	1989	80.90	115.00	145.00	260.00
6	Taniela Rainibogi	1998	92.65	125.00	145.00	270.00
7	CHARLIE LOLOHEA	1994	87.10	117.00	145.00	262.00
8	Timothy Vakuruivalu	1999	103.45	120.00	145.00	265.00
FEMALE						
1	ATECA VIRA	2007	46.20	50.00	65.00	115.00
2	MARION VIRA	2002	57.23	50.00	65.00	115.00
3	Miriama Taletawa	2005	63.80	55.00	65.00	120.00
4	SEIBUITA TALEMAIWASA	2004	68.50	50.00	65.00	115.00
5	HANISI MASIO	2003	75.40	50.00	65.00	115.00
6	APOLONIA VAIVAI	1999	80.20	80.00	95.00	175.00
7	ALUMITA GONETINI	2001	86.02	50.00	65.00	115.00
8	Helen Seipua	2002	112.40	80.00	95.00	175.00
aggregate bodyweight			1192.55	aggregate total		
X2			2385.10			2820.00



NAURU TEAM :

ROUND 3 RESULTS

MALE	FULL NAME	Y/BIRTH	B/W	SNATCH	C&JERK	TOTAL
1	Uea Detudamo	1999.00	83.50	120.00	150.00	270.00
2	Freedom Scotty	1997.00	103.10	120.00	150.00	270.00

3	Ezekiel Moses	2001.00	74.20	120.00	145.00	265.00
4	Dito Ika	2006.00	64.30	96.00	126.00	222.00
5	Brocka Scotty	1999.00	73.20	115.00	140.00	255.00
6	Shadrack Cain	1999.00	62.30	90.00	120.00	210.00
7	Marcincy Cook	2002.00	83.60	117.00	147.00	264.00
8	Elson Brechtefeld	1994.00	68.30	107.00	145.00	252.00
FEMALE						
1	Maximina Uepa	2002.00	74.60	82.00	105.00	187.00
2	Roxima Agigo	2004.00	60.20	79.00	90.00	169.00
3	Myonly Stephen	2006.00	52.10	70.00	83.00	153.00
4	Family Notte	2009.00	54.30	73.00	87.00	160.00
5	Bernada Uepa	2000.00	64.50	65.00	85.00	150.00
6	Morima Agigo	2004.00	62.10	67.00	85.00	152.00
7	Elizabeth Adimim	2002.00	76.40	75.00	92.00	167.00
8	Bernice Detudamo	2004.00	63.40	57.00	77.00	134.00
			1120.10			
		X2	2240.20	aggregate total		3280.00

FIJI totals less bodyweight X2= 424.90KG

NAURU totals less bodyweight X2 = 1039.80Kg

NAURU won by 614.90Kg

SOLOMON ISLANDS v AUSTRALIA

SOLOMON ISLANDS TEAM:

ROUND 3 RESULTS

MALE	FULL NAME	Y/BIRTH	B/W	SNATCH	C&JERK	TOTAL
1	Philip Masi	2004	54.50	80.00	95.00	175.00
2	Brown Ramohaka	1988	62.21	90.00	125.00	215.00
3	Rocky Ramo	1986	61.00	85.00	110.00	195.00
4	Issac Rarubae	1989	70.60	65.00	80.00	145.00
5	Stan Donga	1998	67.50	105.00	135.00	240.00
6	Milton John	2008	89.21	70.00	90.00	160.00
7	George Saga	2005	73.60	88.00	100.00	188.00
8	David Gorosi	1984	96.00	105.00	140.00	245.00
FEMALE						
1	Rowina Donga	2006	50.41	60.00	76.00	136.00
2	Jaylyn Mala	2002	53.60	53.00	65.00	118.00
3	Jenly Wini	1983	54.81	80.00	105.00	185.00
4	Shirmara Wini	2005	58.61	45.00	54.00	99.00
	Mary Kini Lifu	1994	57.40	67.00	87.00	154.00
	Betty Waneasi	2002	59.00	62.00	75.00	137.00
	Wendy Bosa	1987	76.00	75.00	90.00	165.00
	Daisy Tolugu	1980	86.00	60.00	75.00	135.00
	aggregate bodyweight		1070.45			
		X2	2140.90	aggregate total		2692.00



AUSTRALIA TEAM : ROUND 3 RESULTS

MALE	FULL NAME	Y/BIRTH	B/W	SNATCH	C&JERK	TOTAL
------	-----------	---------	-----	--------	--------	-------

1	Kyle Bruce	1999	84.50	145.00	180.00	325.00
2	Leo Lark	1996	81.12	125.00	155.00	280.00
3	Nelson Harris	2002	76.40	110.00	145.00	255.00
4	Ryley Porter	1995	83.00	120.00	145.00	265.00
5	Michael Lane	1993	89.00	120.00	150.00	270.00
6	Jackson Roberts-Young	1996	113.80	132.00	177.00	309.00
7	Liam Saxby	1997	91.70	117.00	137.00	254.00
8	Suamili Nanai	1995	127.00	140.00	180.00	320.00
FEMALE						
1	Eileen Cikamatana	1999	84.50	110.00	140.00	250.00
2	Sarah Cochrane	1989	66.30	93.00	110.00	203.00
3	Ebony Gorincu	1989	72.30	88.00	110.00	198.00
4	Tori Gallegos	2003	60.10	75.00	90.00	165.00
5	Maddison Power	2003	70.80	78.00	95.00	173.00
6	Tara Pratt	1992	84.00	83.00	110.00	193.00
7						
8						
aggregate bodyweight			1184.52			
			X2	2369.04	aggregate total	3460.00

SOLOMON ISLANDS totals less bodyweight= 551.10kg

AUSTRALIA total less bodyweight = 1090.96kg

AUSTRALIA won by 539.86Kg

ELEIKO

RAISE THE BAR